


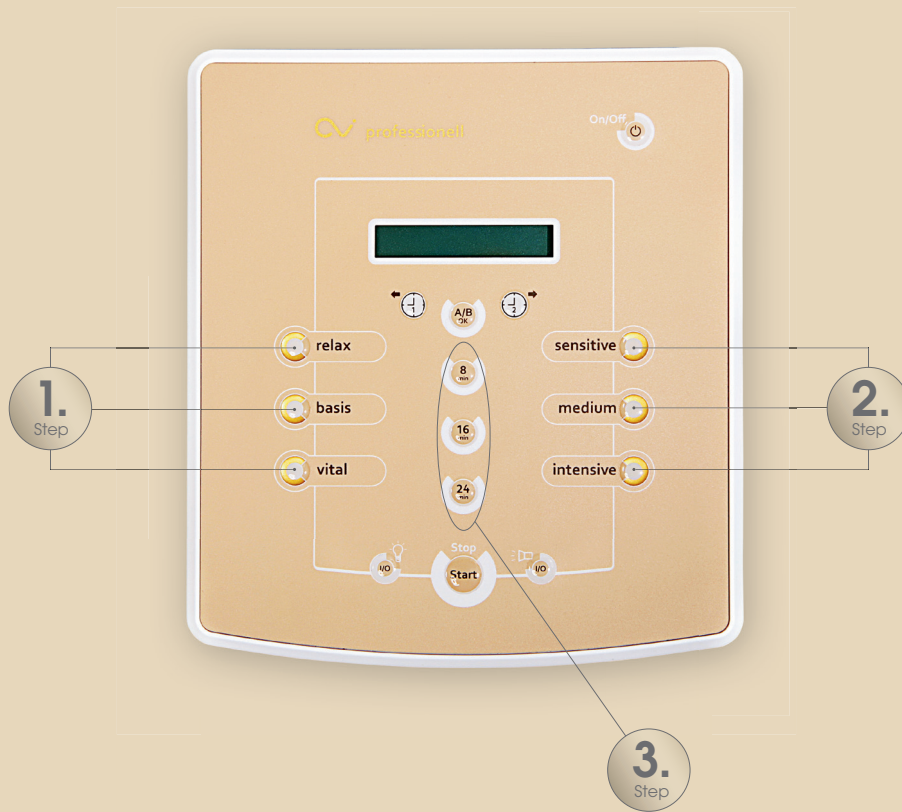


Cellvital  
Homecare



CV-Homecare

# Settings- Recommendation



## CV-HOMECARE

Cellvital

## CV-Homecare /

The CV-Homecare-System can be customized individually.  
Only 3 steps needed:

1. Select the program
2. Select the level of intensity
3. Select the application time

Customized settings of the CV-Homecare-System are also available.  
Each setting can be modified according to your specific needs.



# Menu /

## DISPLAY

Settings are all visible.

By starting the system, you will be able to see the settings one by one. In this way, you are able to check whether the settings are correct.

## PROGRAM-RELAX

Fields of application:

- Deep relaxation
- Stimulation of the immune system
- Sleep disorders

## PROGRAM-BASIS

Fields of application:

- Pain management
- Bone treatment
- Blood flow optimization

## PROGRAM-VITAL

Fields of application:

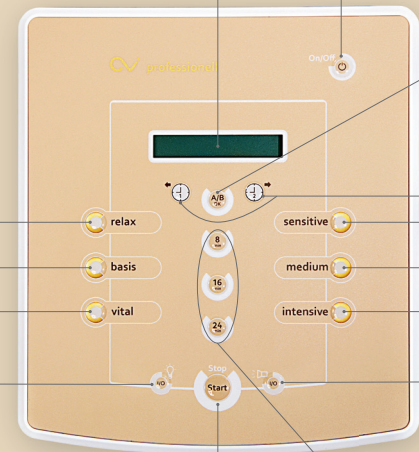
- Increasing vigour
- Burn-out
- Improving concentration

## SPEAKER ON/OFF

The speaker may be deactivated at the end of the treatment session (sleep setting).

## START/STOP KEY

The preset program starts. If no modification is needed, the program starts with the last saved settings. The program can be started and stopped using the same button. To set the time: hold down the button and turn on the device at the same time.



**TIMER ACTIVATION:** The Cellvital Homecare System has two individually adjustable timers. This function gives you the opportunity to make the treatment session start automatically: parameters and starting time can be freely preset. To activate or deactivate the timer: hold town the timer button 1 or 2 and turn on the device at the same time. For more information, please consult the user manual, pages 21/22 (the user manual can be found in the supplied CD).

#### ON/OFF SWITCH

To turn on and off the CV-HC System.

#### APPLICATOR AND CONFIRMATION KEY (A/B OK)

Select between the two connected applicators (e.g. whole body applicator or local applicator)

#### INDIVIDUAL PARAMETER SETTING

Setting parameters can be decreased or increased during the selection of:

- Application time
- Duration of the treatment session
- Level of intensity

#### INTENSITY SETTING: INTENSIVE

voreingestellte Stufe 10 bei langem Drücken reduzierbar bis 1

#### INTENSITY SETTING: MEDIUM

Press and hold down to increase the saved level from 5 to 10.

#### INTENSITY SETTING: SENSITIVE

Press and hold down to increase the saved sensitive level up to 10.

#### SELECTION OF TREATMENT LENGTH

Buttons to select 8, 16 or 24 minutes of treatment.

#### DISPLAY BACKLIGHT

Display backlight can be turned on or off (sleep setting).

#### CONNECTING THE APPLICATORS

Two selected applicators can be simultaneously connected to the system and will be activated through a button located on the applicator.



Connection to network:  
from 115 to 230 V



CV-Mat  
Basic Set



CV-Pillow  
Basic Set



CV-HC RapidAct  
Accessories




CV-HC EyeCare  
Accessories



CV-HC HeadCare  
Accessories

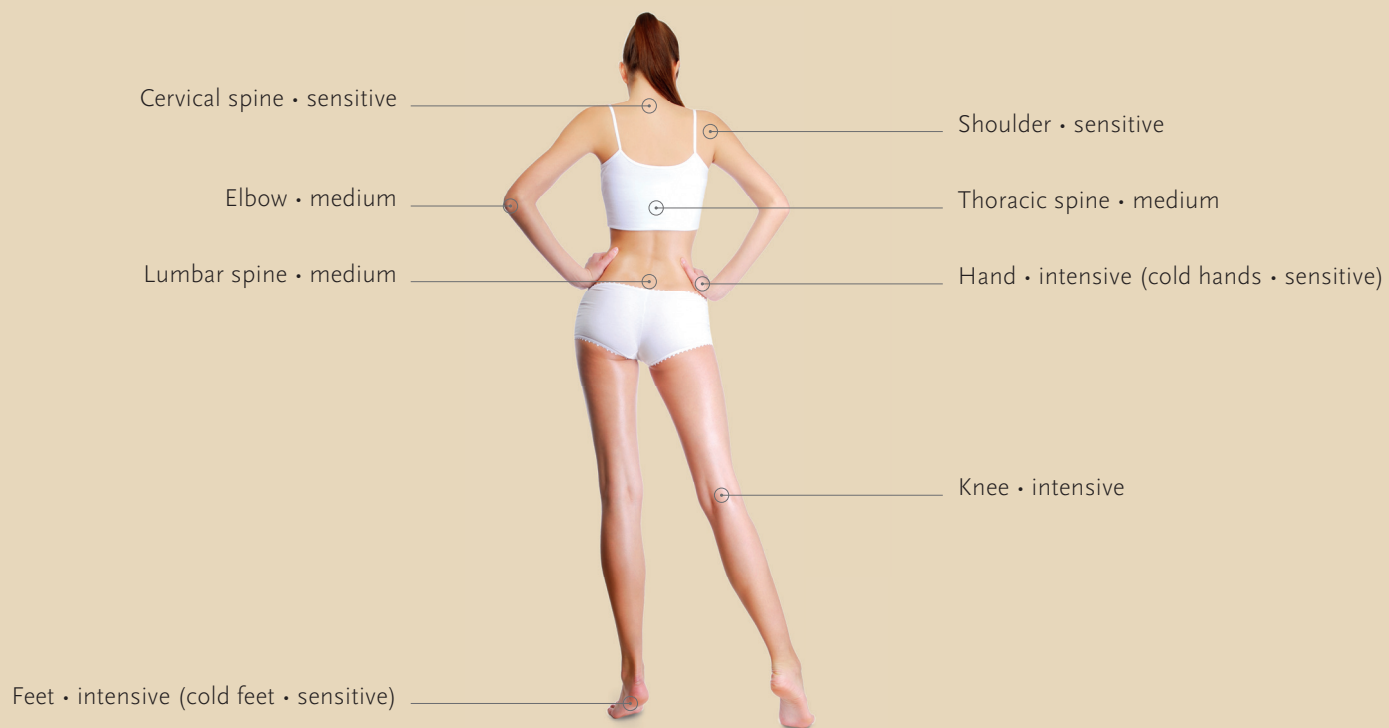


A photograph of an elderly couple smiling joyfully. The woman, with short grey hair, is wearing a cream-colored knit turtleneck and a dark fur collar. The man, with short brown hair, is wearing a bright green knit turtleneck. They are outdoors, with blurred autumn leaves in shades of orange and yellow in the background.

There are not 326 or more diseases; what does exist are only sick cells.

Wherever a disease develops within the human body, its basis is represented by cells altered in their physiological state. A disease is normally characterized by functional modifications that can cause a metabolic disequilibrium. Even a simple wound might cause this. CV-HC activates/improves cellular function and metabolism. It is the very first device to have obtained a patent for ion transportation (metabolism).

# Application levels – basic program /

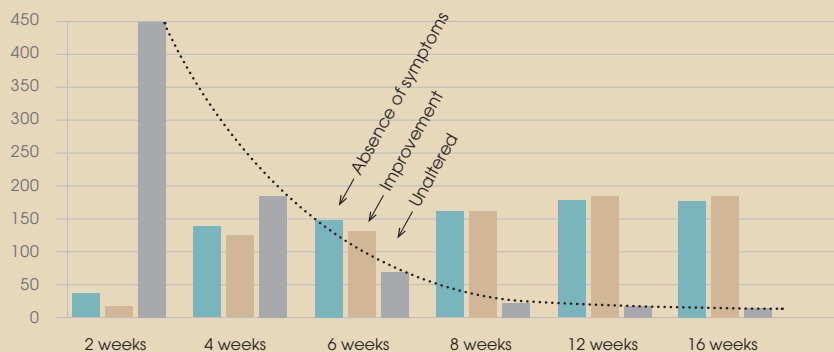


# How to improve the treatment outcomes /

**APPLICATION DURATION** // Application duration must be set individually. No over-dosage is possible as Cellvital-Homecare doesn't exceed the field intensity of 40 microtesla. Indeed, the World Health Organization (WHO), as well as recommendations from other technical associations, does not acknowledge any risk in long expositions to 100 microtesla (with 50 Hz).

The suggested 8-minutes twice-a-day application comes from large studies carried out with medical assistance. From these studies, it emerged that the effect of these applications lasts for the following 8 hours. Since the treatment is very gentle, an improvement of metabolism and a general regeneration of cells can be noted after just a few days or week, depending on the basal physical condition. In order to keep the body completely healthy, we suggest a regular use of the CV-Healthcare-System. To our knowledge, there are no addictive effects caused by the device.

**CUSTOMIZED APPLICATION** // Each person needs an individual and personal setting that matches his/her day. A very calm, harmonious, not stressed person, that wishes to achieve an increased vigour, is usually able to tolerate higher intensities (basis program from medium to intensive). On the other hand, in case of stress, psychic or physic fatigue, when the aim is to optimize the metabolic functions and to increase cellular vitality, lower intensities are recommended (basis program from sensitive to medium).





# Compatibility /

Approximately 40% of people don't feel anything during the first applications. In this case, higher levels may be applied, several times in a row. Some programs should not be done after 18:00, in order not to alter the Sleep-Wake Rhythm.

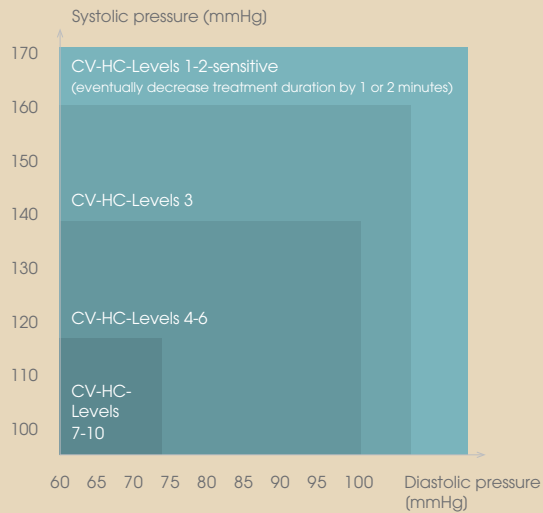
## INDICATIONS //

1. The suggested 8-minutes twice-a-day application period is based on extensive application experiences, the majority of which under medical and/or scientific supervision, which showed a long-term effect of up to 8 hours post-application. As it can be seen from the CV-HV settings recommendations, in the presence of a disease, the application can be carried out even 2 to 3 times consecutively and 2 to 3 times per day.
2. In case of high blood acidity levels, severe pain or migraine, it is possible to carry out the application up to 5 times consecutively.

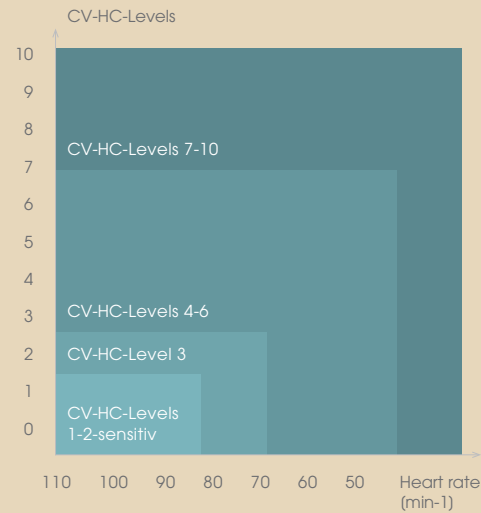


# The programs: relax – basis – vital /

CV –Homecare includes three basic programs: relax, basis, and vital. These programs were developed to promote, maintain and optimize health.



1. Maximum recommended Cellvital-Homecare levels according to blood pressure



2. Maximum recommended Cellvital-Homecare levels according to heart rate



**1. THE BASIS PROGRAM** // Fields of application: augmentation of body vitality, increasing of blood circulation, tissue regeneration, metabolism activation, muscular relaxation, pain relief, etc. In case of specific purposes, please consult the settings recommendations at pp. 14-21.



**2. THE RELAX PROGRAM** // Fields of application: relaxation, stimulation of the immune system, reduction of sleep disorders. Compared to the basis program, specific frequencies, in the relax program are integrated, in order to obtain similar effects on the blood circulation.



**3. THE VITAL PROGRAM** // Fields of application: performance enhancement and vitality optimization (even for elderly people), improving concentration, meteoropathy, etc. In the vital program as well, compared to the basis and relax program, specific frequencies were increased, while some others were removed.

**SPECIFIC SETTINGS FOR CHILDREN** // Basis program, sensitive: suitable for newborns. Levels 1 and 2: suitable for children under the age of 13. It's best to begin with lower levels, increase by one level daily, and then start again from the lower levels so as to avoid habituation to a certain level.

**SPECIFIC SETTINGS FOR ADOLESCENTS AND ADULTS** // Basis program, medium to intensive, levels 7 to 10: recommended only in the morning and to improve vitality. As soon as a form of discomfort is experienced, the level should be decreased. Medium, levels 3 to 6: regeneration promotion. Sensitive, up to level 2: relaxation and initialization of the sleep phase. In case of very tense, nervous or stresses people, a lower intensity level is recommended in order to relax. You may start with a medium intensity. In case of discomfort or high pulse, decrease the level or select the relax program until you feel at ease. Directions for awake and sleeping states: extended application experiences demonstrated that activity can be increased in the morning by setting up a high intensity. At night, it is recommended to select the sensitive settings of the basis program so as to facilitate sleep.

## Did you know? /

### **BODY FLUID AND MINERALS REGULATION //**

Employing CV-HC several times a day makes it necessary to increase the intake of magnesium and to drink more water. This enhances transportation of hydrogen ions, helps avoiding calf cramps and improves secretion of toxic substances.

**MEDICATION CONSUMPTION //** It has been demonstrated that, in many cases, medication consumption can be reduced during the application of CV-HC. This must be done under medical supervision. In some cases, medications might be eliminated completely.

**CV-HC IN PRACTICE //** CV-HC helps treating injuries and scars more efficiently and gently, without pain or contraindications. Sprains, contusions, pulled muscles and bulges can also be treated with CV-HV.

### **CV-HC FOR OUR FOUR-LEGGED FRIENDS //**



As living beings, animals as well can benefit from CV-HC therapies for the treatment of pathologies such as arthritis, fractures and circulation disorders.



## Settings for sport practice /

**WARM-UP** // CV-HC has been used for several years by successful sport athletes to optimally prepare for training or for a competition. Many of them replace the warm-up phase with CV-HC. With the right program setting, CV-HC is indeed able to activate our sympathetic nervous system, which is the branch of the autonomic nervous system that is able to increase the performance of our body. Both a better tissue perfusion and a greater oxygen supply to the cells are guaranteed. Therefore, each athlete will be optimally prepared – in no time and without much effort. This way, he will be able to save his energies for the finish line.

**COOL DOWN** // From several athletes' experiences, it is also known that the regeneration phase after a sport activity can be optimally sustained with CV-HC. With the right program setting, thanks to the application of CV-HC, we can stimulate the parasympathetic nervous system. This is not only responsible for metabolism, regeneration and presence of supplies in our body, but it is also responsible for calmness and rest. Precisely the conditions needed by our body to regenerate.







## Conditions of use of the CV-HC Applicators /

The following applicators can be used in conjunction with with the CV-Homecare treatment. For correct setting, please follow the detailed recommendations provided at pages 16, 17 and 18.



*CV-HC Pillow*  
For targeted treatment  
of specific body parts



*CV-HC RapidAct*  
For punctual treatment  
of dental problems



*CV-HC EyeCare*  
For improvement of the  
area around the eyes  
(bags under the eyes)



*CV-HC HeadCare*  
For targeted treatment  
of tinnitus

# CV-HC Settings recommendations

Directions	Whole body applicator		Local applicator			Notes
	Program	Duration/times per day	Applicator	Program	Duration/times per day	

## EYES

Bags under the eyes			CV-HC EyeCare	Basis – Sensitive	8-16 mins, 2x daily	After approximately 2-4 weeks of treatment, increase program intensity (from Sensitive to Medium).
Swelling	Basis – Medium	8 mins, 1x daily	CV-HC EyeCare	Basis – Medium	8-16 mins, 2x daily	> Prior to treatment, it is recommended to hydrate with, for example, Detox Tea. > In case of severe swelling: immerse a piece of cotton wool in lukewarm water for 1-2 minutes and leave to act on the swollen areas for 5 minutes. Subsequently, continue the treatment with the EyeCare applicator. To achieve a better and long-lasting result, combine the CV-EyeCare treatment with eye drops containing hyaluronic acid.
Redness			CV-HC EyeCare	Basis – Medium	8-16 mins, 2x daily	To optimize the results, use hyaluronic acid-containing eye drops together with the CV-EyeCare applicator.
Wrinkles			CV-HC EyeCare	Basis – Medium	8-16 mins, 2x daily	To prolong the treatment effects, use a hyaluronic acid-containing lotion as adjuvant.

## DETOX – PURIFICATION

Body Detox	Basis – Sensitive	16-24 mins, 2x daily	CV-HC Pillow	Basis – Medium	8-16 mins, 2x daily	To further optimize the results: drink detox herbal tea prior to the application of CV-Homecare.
Skin Detox	Basis – Medium	16-24 mins, 2x daily	CV-HC Pillow	Basis – Medium	8-16 mins, 2x daily	To achieve better results: apply thermal mud onto the treatment area (face, arms, legs,...) after using the CV-Homecare System.

Directions	Whole body applicator		Local applicator			Notes
	Program	Duration/times per day	Applicator	Program	Duration/times per day	

## DRAINAGE

<b>Lymphatic drainage</b>	Basis – Medium	16-24 mins, 2x daily				Prior to treatment: drink at least 0.5L of plain water, some green tea or Detox tea. Additionally, you may take some potassium or magnesium.
---------------------------	----------------	----------------------	--	--	--	--

## SKIN

<b>Acne</b>	Basis – Medium	16-24 mins, 2x daily				Prior to the application of Cellvital, clean the treatment area with water and cleanser. If need be, colloidal silver may be used as well.
<b>Dermatitis</b>	Basis – Medium	16-24 mins, 2x daily				Prior to treatment: clean the skin area with water and cleanser. Suggestion: the additional use of alkaline salt tablets (e.g. Jentschura) increases the efficacy of Cellvital Homecare treatment (greater concentration of electrolytes).
<b>Sores</b>	Basis – Medium	8-16 mins, 2x daily	CV-HC Pillow	Basis – Intensive	16-24 mins, 2-3x daily	The CV-HC Pillow applicator is more appropriate for a local application (for very small areas, the CV-HC RapidAct is more precise).
<b>Burns</b>	Basis – Medium	16-24 mins, 2x daily	CV-HC Pillow	Basis – Medium	16 mins, 3x daily	The CV-HC Pillow applicator is more appropriate for a local application (for very small areas, the CV-HC RapidAct is more precise).
<b>Swelling</b>	Basis – Medium	16-24 mins, 2x daily	CV-HC Pillow	Basis – Medium	8-16 mins, 2-3x daily	Prior to treatment, drink 0.5L of plain water.
<b>Bruises/ Hematomas</b>	Basis – Medium	8 mins, 2x daily	CV-HC Pillow	Basis – Intensive	16-24 mins, 2-3x daily	Prior to treatment, drink 0.5L of plain water.

## HAIR

<b>Hair loss</b>	Basis – Medium	16 mins, 2x daily	CV-HC Pillow	Basis – Medium	16-24 mins, 2-3x daily	To achieve better results, use a teaspoon of evening primrose oil, every day. Suggestions: local application with CV-HC Pillow.
<b>Sensitive/ irritable skin</b>	Basis – Medium	16-24 mins, 2x daily	CV-HC Pillow	Basis – Medium	16-24 mins, 2-3x daily	Wash your hair using products containing lavender extract. Additional suggestions: massage the scalp twice a week with lavender oil and leave it to act for a few hours.

Directions	Whole body applicator		Local applicator			Notes
	Program	Duration/times per day	Applicator	Program	Duration/times per day	

## MUSCLES

Muscle tension	Basis – Medium	16 mins, 2x daily	CV-HC Pillow	Basis – Intensive	16 mins, 1-3x daily	
Sprains	Basis – Medium	16-24 mins, 1-3x daily	CV-HC Pillow	Basis – Medium	16 mins, 1-3x daily	
Circulation disorders	Basis – Medium	16-24 mins, 1-3x daily	CV-HC Pillow	Basis – Intensive	16-24 mins, 1-3x daily	

## SPORT

Warm-up	Vital – Medium	16 mins, 2x daily	CV-HC Pillow	Basis – Intensive	16 mins, 1-3x daily	
Cool-down	Basis – Medium	16-24 mins, 2x daily				

## STRESS

Stress reduction	Basis – Sensitive	16-24 mins , as needed	CV-HC Pillow	Basis – Intensive	16 mins, 1-3x daily	
Relaxation	Basis – Medium	16-24 mins , as needed				Hot shower prior to treatment.

## TEETH

Muscle tension	Basis – Medium	16-24 mins, 2x daily	CV-HC Pillow	Basis – Intensive	16 mins, 3x daily	
Sprains	Basis – Medium	16 mins, 2x daily	CV-HC RapidAct	Vital – Intensive	8 mins, 3-4x daily	From 18:00, use the Basis – Medium Program only.

## STRESS

Stress reduction	Basis – Sensitive	16-24 mins, as needed	CV-HC Pillow	Basis – Intensive	16 mins, 1-3x daily	
Relaxation	Basis – Medium	16-24 mins, as needed				Hot shower prior to treatment.

## SLEEP

Sleep disorders	Basis – Sensitive	16-24 mins				
-----------------	-------------------	------------	--	--	--	--



Directions	Whole body applicator		Local applicator			Notes
	Program	Duration/times per day	Applicator	Program	Duration/times per day	

### OTHER SETTINGS

Fractures	Basis – Medium	8 mins, 3-4x daily	CV-HC Pillow	Basis – Intensive	16-24 mins, 3-4x daily	
Digestive problems			CV-HC Pillow	Basis – Medium	16-24 mins, as needed	The CV-HC Pad applicator may be positioned directly onto the abdomen.
Smokers	Basis – Medium	16 mins, 2x daily				
Relax	Relax – Medium	16-24 mins				
Premenstrual Syndrome (PMS)	Basis – Medium	16-24 mins, as needed				

For other fields of application here unlisted and related to circulation disorders or oxygen deficits (muscles, ...), please select the following settings as needed: Program: Basis – Medium // Duration: 8 to 16 minutes // twice per day.



Scan the code, to contact us:



[www.cellvital-homecare.com](http://www.cellvital-homecare.com)

CELLVITAL CLINICS AG / Brändlistrasse 1 / CH-9435 Heerbrugg / [info@cellvital-homecare.com](mailto:info@cellvital-homecare.com)

